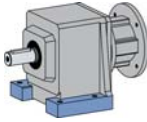


Part No. Configurator

“C” Series – Food and Beverage Reducers



Part No. Explanation

C	4	0	2	N	0135	MR160/	140	F	LL	E34
Series	Size	Generation	No. of Gear Stages	Housing Style	Ratio:1	Motor Adapter	NEMA Frame Size	Beverage Duty	Long Life Option	Mounting Position Must be Specified
Series	C	Concentric Helical (output and input in line/gears are all helical)								
Size	4	C1, C2, C3, C4 , C5, C6								
Generation	0	First generation 0 , second generation 1, etc.								
No. of Gear Stages	2	2 , 3, 4 (determined by the ratio)								
Housing Style	N	Foot Mounting								
Ratio	0135	Approximate: 0135 = 13.5:1 (range of 2:1 up to 276:1)								
Motor Adapter	MR160/	MR140/, MR160/ , MR200/, MR250/, MR300/								
NEMA Frame Size	140	050 (56C), 140 (143/145TC), 180 (182/184TC), 210 (213/215TC), 250 (254/256TC)								
Duty	F	Food Duty								
		B — Beverage Duty								

Completed part number for standard warranty unit.

Coating options: white or stainless steel

Output options: metric available in some sizes



Long Life Option **LL** Added ONLY with long life warranty option.

Mounting Position **E34** The long life mounting position will be stamped on the nameplate.



Part No. Configurator

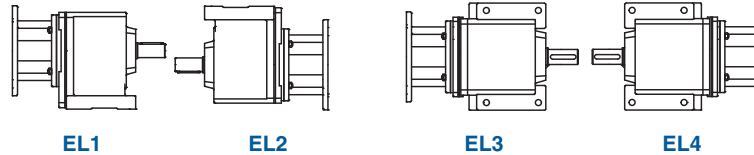
“C” Series – Food and Beverage Reducers

Mounting Positions – Standard 3 Year Warranty

One Standard Unit for ALL Horizontal Mounting Positions Without Changing the Oil Level.

Standard Oil: Mobile 600XP220

Optional Oil: Food Grade Oil (Mobil SHC CIBUS 220) or Synthetic Oil (Mobil SHC 630)

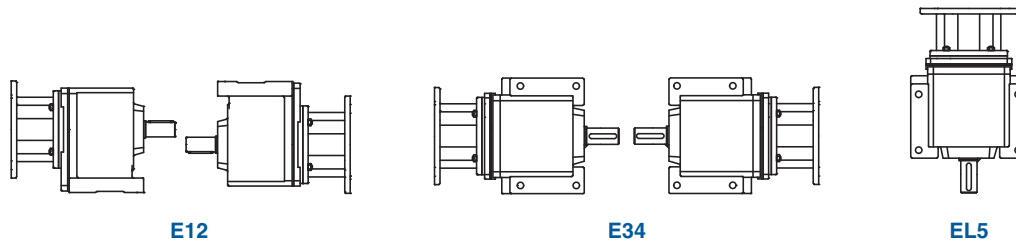


- EL1** Side 1 is the bottom side (mounting feet side) when the unit is set in a normal position. Side 1 is the down side for EL1.
- EL2** Side 2 is the top of the unit. Side 2 is the down side for EL2. (The unit is up-side-down.)
- EL3** Side 3 is the right side when facing the input with the unit in a normal position (EL1). Side 3 is the down side for EL3.
- EL4** Side 4 is the left side when facing the input with the unit in a normal position (EL1). Side 4 is the down side for EL4.

Mounting Positions – Long Life 5 Year Warranty

Mounting Positions **MUST BE SPECIFIED.**

Standard Oil: Synthetic Oil (Mobil SHC630)



- E12** Side 1 or side 2 can be the down side with this mounting position.
- E34** Side 3 or side 4 can be the down side with this mounting position.
- EL5** Side 5 is the side opposite the motor. Side 5 is the down side for EL5.

DO NOT MOUNT any STOBER reducer in a position other than specified on the order.

All STOBER units are filled with the correct amount of lubrication before shipping. In order to provide the proper lubrication quantity **the mounting position must be specified at the time the unit is ordered.**

For oil quantity in each size and mounting position, see our web site: <http://www.stober.com/pages/lubrication-quantity>.

Maintenance

With STOBER reducers very little maintenance is required under normal operating conditions. Units supplied without breathers are lubricated for life and maintenance free.

Selection Data begins on Page 48.